













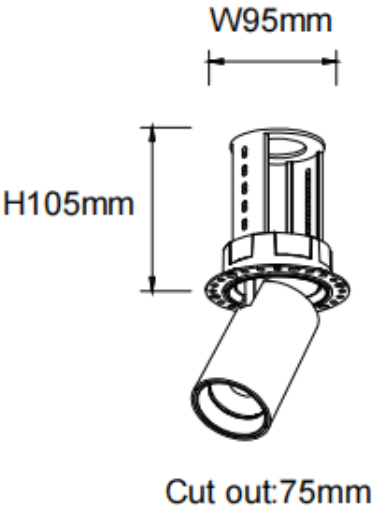
PTT RT

| | |
|--------------|---|
| Item code | 86.D148.3431.02 |
| Product type | Indoor |
| Category | Downlights |
| Family | PTT |
| Subfamily | PTT RT |
| Pictograms | <div><div>220 240 V</div><div>CRI 90</div><div>CE</div><div>Driver INCL</div><div>On Off</div><div>DALI</div><div>IP 20</div><div>50000h L80B10</div><div>355</div><div>90°</div></div> |

Dimensions

Product dimensions (mm) Ø84xH105mm

Scheme



| | |
|----------------------------|----------------|
| Product | |
| Real power (W) | 18 |
| Real luminous flux (Lm) | 1800 |
| Luminous efficiency (Lm/W) | 100 |
| Beam angle (°) | 36 |
| Life time (h) | 50000 h L80B10 |
| Control gear | ON/OFF |
| Colour temperature (K) | 4000 |
| Colour consistency (SDCM) | SDCM3 |
| CRI | 90 |